



### District Report Card: 2017


<b>State:</b> Assam	<b>District:</b> Barpeta
<b>Class:</b> 3	<b>Subject:</b> Language
<b>Schools:</b> 61	<b>Students:</b> 1165


### Participation/Coverage


#### Students

<div>GENDER</div> <div></div>	Boys		Girls	
	Number	%	Number	%
	543	46.61	622	53.39

<div>AREA</div> <div></div>	Rural		Urban	
	Number	%	Number	%
	1116	95.79	49	4.21

<div>CATEGORY</div> <div></div>	SC		ST		OBC		GEN	
	Number	%	Number	%	Number	%	Number	%
	39	3.35	13	1.12	14	1.20	1099	94.33

<div>CWSN</div> <div></div>	LD	VI	HI	S&LD	ID	Oth
	3	1	1	2	0	2

<div>Management</div> <div></div>	Government		Government-aided	
	Number	%	Number	%
	1084	93.05	81	6.95

### Average Performance of Students in Language (%)

Overall	Gender		Area		Management		Social Group			
	Male	Female	Rural	Urban	Govt.	Aided	SC	ST	OBC	GEN
76.50	76.17	76.80	76.21	83.13	76.18	80.82	87.52	78.46	79.52	76.05

## Performance on Learning Outcomes (LOs)

Learning Outcomes	Description	Average Performance(%)
L304	Reads small texts with comprehension i.e., identifies main ideas, details, sequence and draws conclusions	77.55
L312	Reads printed scripts on the classroom walls: poems, posters, charts etc.	74.40

Range of Performance of Students who Answered Correctly							
Below 30%		30% - 50%		50% - 75%		Above 75%	
Number	%	Number	%	Number	%	Number	%
47	4.03	125	10.73	275	23.61	718	61.63

## Lowest Performing Learning Outcomes (LOs)

1 - Reads printed scripts on the classroom walls: poems, posters, charts etc. (74.40)

2 - Reads small texts with comprehension i.e., identifies main ideas, details, sequence and draws conclusions (77.55)